

# 605 BLOCKBUSTA





## Target Applications (not limited to)

- Manufacturing
- Construction
- Mining
- Electrical
- Medical



Certified Range		
SPH 5.00 to -5.00 [D]	CYL ±3.00 [D]	ADD 0.75 - 3.00

Eyres Difference	Benefits
Secure & fashionable fit	Traditional flat front curve with moulded side shields for superior protection.
Ergonomic fit	Optimised comfort and compatibility with other PPE items.
Adaptable	Replaceable rubber temples and interchangeable strap for versatility.

SKU				Min PD	
605L-CS-DL	58 mm	37 mm	16 mm	28 mm	126 mm
605M-CS-DL	54 mm	34 mm	15 mm	33 mm	120 mm

Left Temple Marking	Right Temple Marking	Lens Marking
---------------------	----------------------	--------------

605LCSDDL |  AUSTRALIA

Batch# |  AS/NZS 1337.6 | LIC.21598

Clear: RIO | Tinted: RI Cat.3 | Photo: RI Cat.0-3

605MCSDDL |  AUSTRALIA

Batch# |  AS/NZS 1337.6 | LIC.21598

Clear: RIO | Tinted: RI Cat.3 | Photo: RI Cat.0-3