

724 ABSOLUTE





Target Applications (not limited to)

- Manufacturing
- Construction
- Mining
- Electrical
- Medical



Certified Range		
SPH 6.00 to -6.00 [D]	CYL ±3.00 [D]	ADD 0.75 - 3.00

Eyres Difference	Benefits
Secure & fashionable fit	Flatter contour frame, ideal for a wide range of environments.
Ergonomic fit	Optimised comfort and protection, with a sleek design for all day wear.
Adaptable safety	Anti-slip nose and temple pads with built in side shields for added protection.

SKU				Min PD	
724RX-M1-DL	60 mm	41 mm	15 mm	29 mm	126 mm

Left Temple Marking	Right Temple Marking	Lens Marking
---------------------	----------------------	--------------

724RXM1DL |  | AUSTRALIA

Batch# |  AS/NZS 1337.6 | LIC.21598

Clear: RIO | Tinted: RI Cat.3 | Photo: RI Cat.0-3